


Music
Y4/5 Autumn Term Cycle A
Film Music – Graphic Scores



Key Knowledge

Duration – recap rhythms learnt in previous years and learn how to read and clap rhythms in 4/4, 3/4 and 2/4 using quaver, minim and semibreve rests, semibreves and dotted rhythms.

Tempo – understand how the choice of tempo can contribute to the atmosphere of a film and use the terms presto, lento and moderato to describe a film score.

Dynamics – understand and use extremes of dynamics, including fortissimo, pianissimo and sforzando

Pitch – recap treble clef notation, learn the characteristics of major and minor scales

Timbre – use body percussion and voices to create contrasting sounds, choose untuned and tuned percussion instruments to represent a character

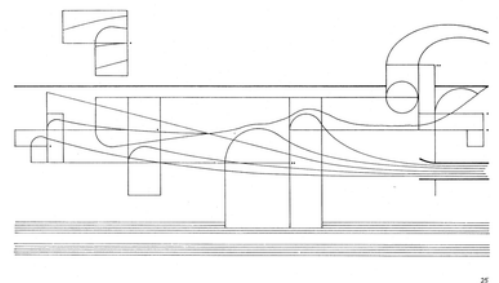


Texture – understand how a score can be used to create an atmosphere to enhance a film

Structure – understand why a composer may use repetition and motifs to emphasise parts of a film

Singing – audition for choir by singing as part of a small group or as a soloist

Composing – compose a short piece using graphic score notation to accompany a film extract with a partner and compose a motif to represent a character

Performing – take part in a class performance for the Harvest and Christmas services and perform own compositions in front of the class as a soloist or as part of a duet.



Key Vocabulary

Foley – sound effects
 Motif
 Rests – quaver, minim and semibreve
 Dotted rhythms
 Tempi – presto, lento and moderato
 Fortissimo, pianissimo and sforzando
 Major and minor
 Atmosphere and characterisation
 Graphic score
 Symbol

Music Listening and Songs to Learn

Wallace and Gromit: A Close Shave Soundtrack
 Hedwig's Theme by John Williams
 Pirates of the Caribbean: He's a Pirate by Klaus Badelt
 Jurassic Park Theme by John Williams
 Graphic Scores – Stripsody, Treatise and Child of a Tree

 All Things Bright and Beautiful
 Are you ready?
 Danny Boy
 High Low Chickalo

